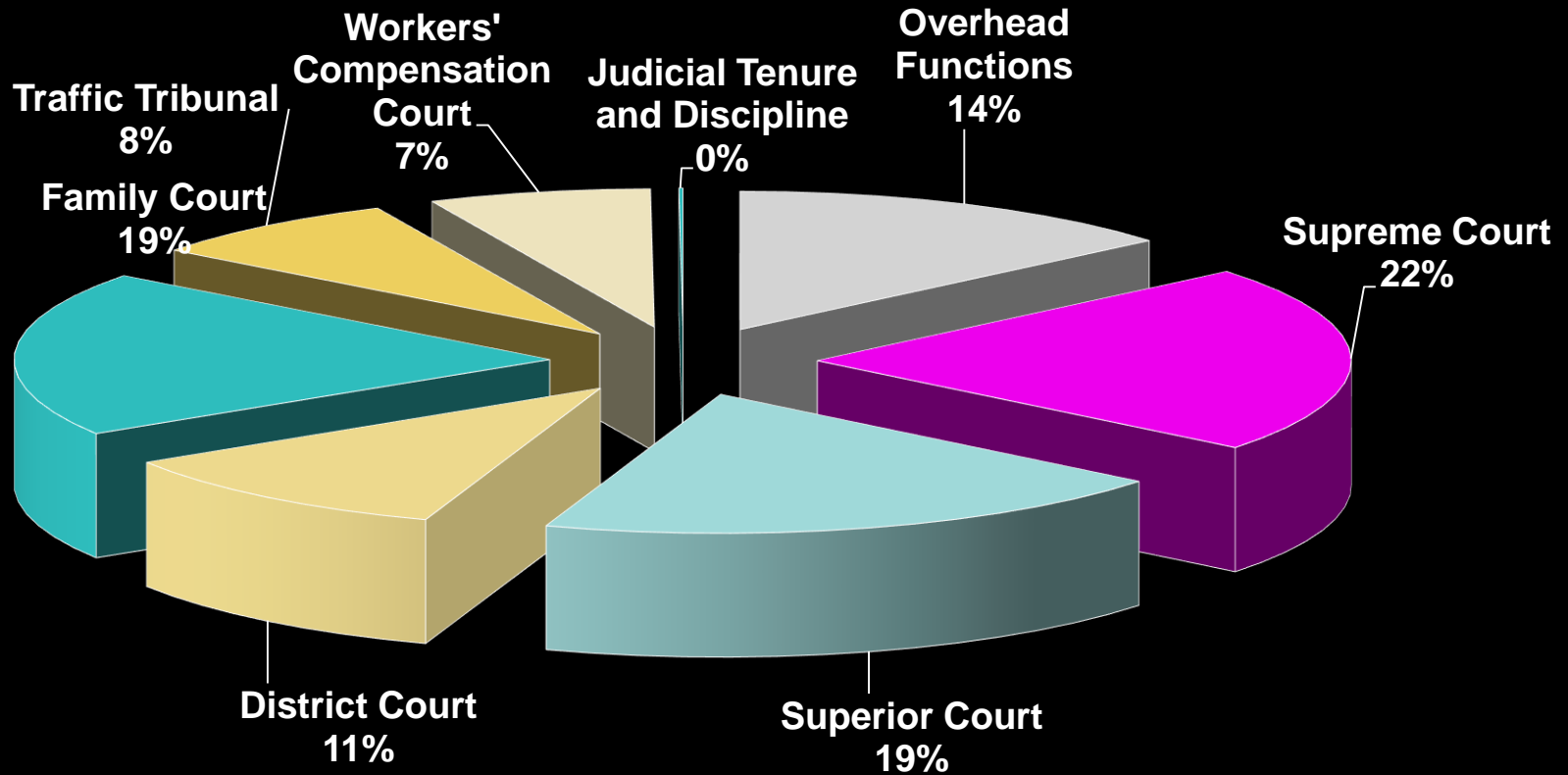


*Rhode Island Judiciary
FY 2017 Revised and FY 2018, and
Capital Recommendations*



Staff Presentation to the House
Finance Committee
March 29, 2017

FY 2018 Governor Recommended



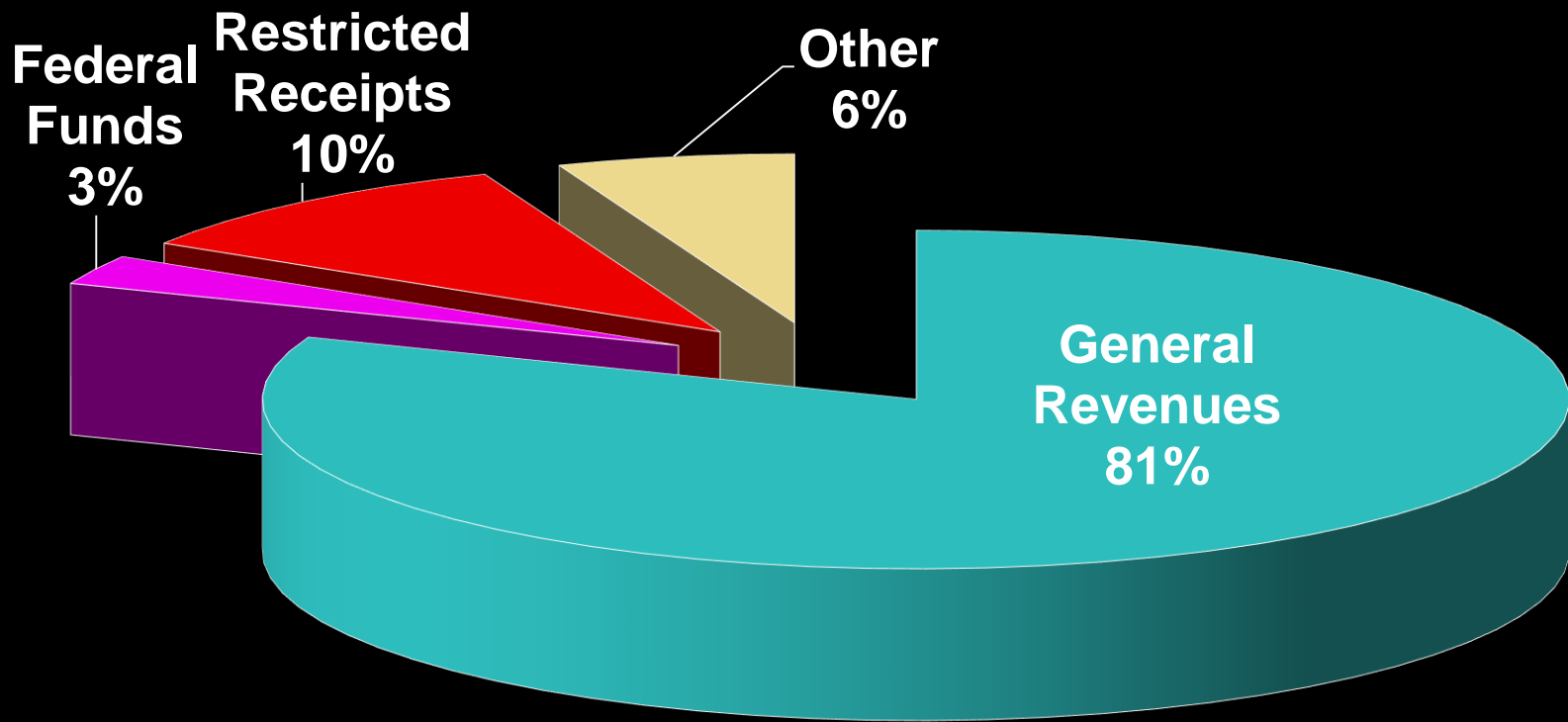
Summary By Fund Source

(In millions)	Enacted	FY 2017 Gov. Rev.	FY 2018 Governor
General Revenues	\$96.6	\$97.1	\$98.0
Federal Funds	3.3	3.9	3.4
Restricted Receipts	11.7	13.1	12.5
Other Funds	5.5	6.1	10.6
Total	\$117.1	\$120.3	\$121.0

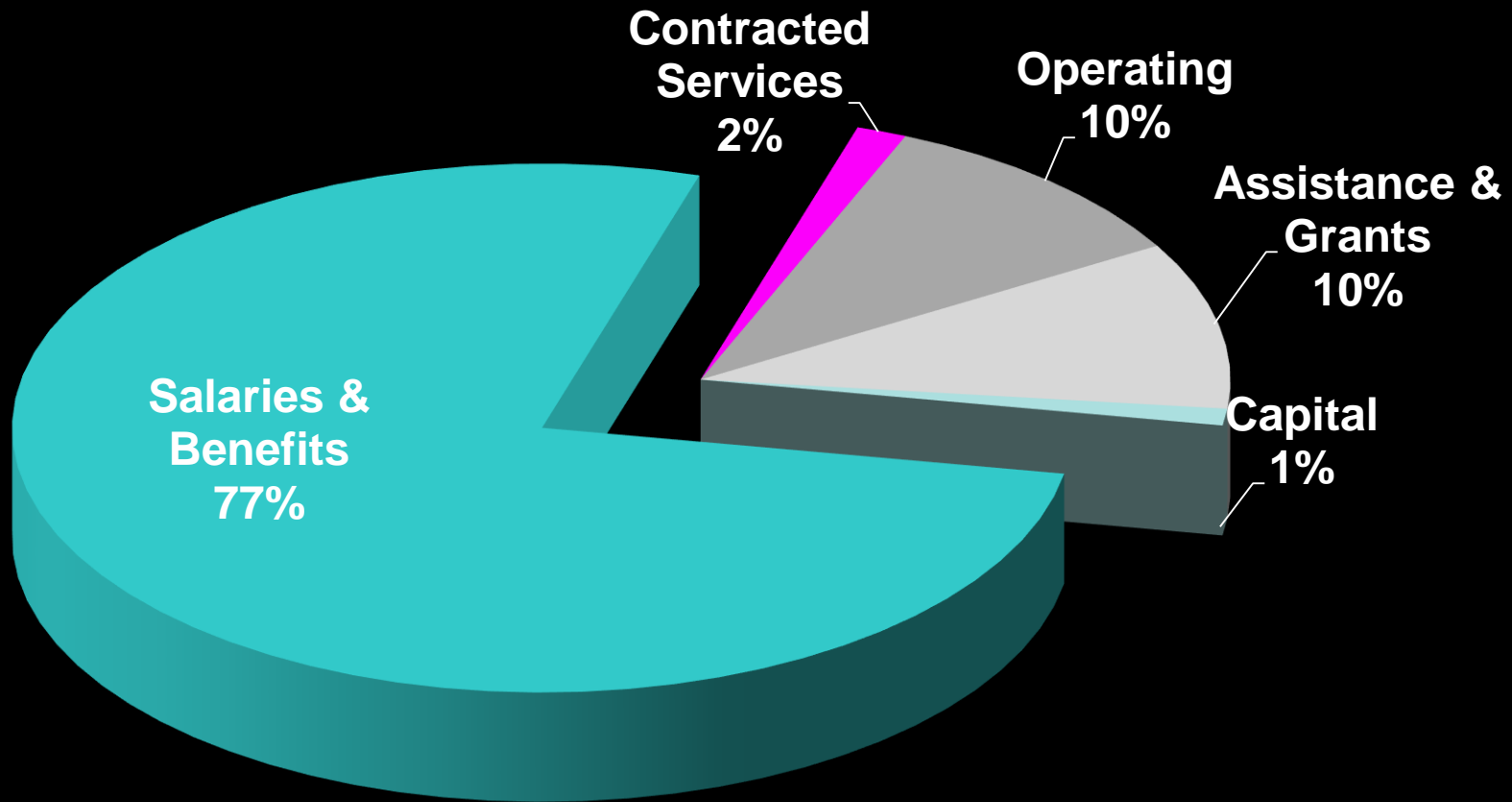
Summary By Fund Source

Change to Enacted (In millions)	FY 2017 Gov. Rev.	FY 2018 Governor
General Revenues	\$0.5	\$1.4
Federal Funds	0.7	0.2
Restricted Receipts	1.5	0.8
Other Funds	0.6	1.6
<i>Total</i>	\$3.2	\$4.0

FY 2018 Governor by Source



FY 2018 Governor by Category



Full-Time Equivalent Positions

Full-Time Positions	FTEs	Chg. To Enacted
FY 2017 Enacted	723.3	-
FY 2017 Rev. Req.	723.3	-
FY 2018 Request	723.3	-
FY 2018 Governor	723.5	0.2
FY 2016 Average Filled	666.4	(56.9)
Filled as of March 18th	676.4	(46.9)

Vacant Judge & Magistrate Positions By Court

<i>Court</i>	<i>Judicial Vacancies</i>
Supreme Court	-
Superior Court	(1.0)
District Court	(1.0)
Family Court	(3.0)
Traffic Tribunal	-
Workers' Comp. Court	(2.0)
<i>Total</i>	(7.0)


Statewide Savings

- Assessment to salaries that funds workers' comp., unemployment & unused leave
 - ◆ Lowered from enacted based on experience
 - Savings of \$1.2 million in FY 2017
 - Savings of \$1.5 million in FY 2018
- Medical benefit cost growth
 - ◆ Lower than initial estimates
 - Savings of \$2.6 million in FY 2018
- Total impact to Judiciary
 - ◆ \$118,111 in FY 2017; \$387,924 in FY 2018

Target Budget

- Budget Office provided a general revenue target of \$90.3 million
 - ◆ Current service adjustments of \$0.7 million
 - ◆ 8.0 percent target reduction of \$7.0 million
 - ◆ Constrained request does not include increases for jurors' fees and RI Legal Services
- Governor: \$7.7 million above the target
 - ◆ Accepts constrained proposals

FY 2017 Revisions



FY 2017 Revised Summary: All Funds Changes to Enacted

<i>Item</i>	<i>Request</i>	<i>Gov. Rec.</i>	<i>Difference</i>
Staffing Costs	\$229,984	(\$434,667)	(\$664,651)
Interpreters	130,000	130,000	-
Indigent Defense	18,760	18,760	-
Outside Legal Services	125,400	40,700	(84,700)
Case Mgmt. System	1,287,814	787,814	(500,000)
Court Technology	(43,456)	(43,456)	-
Other – Current Srv.	2,746,624	2,685,682	(60,942)
Total	\$4,495,126	\$3,184,833	(\$1,310,293)

Quarterly Reports

- First Quarter & Corrective Action Plan
 - ◆ Projects spending \$1.8 million more than enacted, consistent with revised request
 - ◆ No specific corrective actions
- Second quarter report
 - ◆ Spending projected to be \$0.8 million more than enacted
 - ◆ \$0.5 million more than Gov. Rec.

FY 2017 Revised Summary: General Revenues Changes to Enacted

<i>Item</i>	<i>Request</i>	<i>Gov. Rec.</i>	<i>Difference</i>
Staffing Costs	\$676,574	(\$378,537)	(\$1,055,111)
Interpreters	126,000	126,000	-
Indigent Defense	18,760	18,760	-
Outside Legal Services	104,700	20,000	(84,700)
Case Mgmt. System	389,298	389,298	-
Court Technology	241,346	241,346	-
Current Services - Other	202,474	44,632	(157,842)
Total	\$1,759,152	\$461,499	(\$1,297,653)

Personnel

- Gov. Rec. is \$74.0 million for FY 2017
 - ◆ All funds: \$0.5 million less than enacted, \$0.7 million less than requested
 - ◆ General revenues: \$0.4 million less than enacted, \$1.1 million less than requested
- Additional turnover savings
- Does not shift personnel costs to general revenues

Interpreters & Translators

- Federal requirements for language access
 - ◆ Unfunded mandate
- \$332,000 in FY 2017
 - ◆ \$130,000 more than enacted
 - ◆ Mostly from general revenues
 - ◆ Based on FY 2016 spending
- Services provided in 32 languages to 9,365 court users in 2015

Outside Legal Services

- Judiciary's request includes \$0.1 million more than enacted for FY 2017
 - ◆ Judicial Tenure & Discipline matter involving District Court Judge
 - ◆ Judiciary subsequently requested \$0.2 million more from general revenues
 - Legal & investigatory work for public hearing
- Governor recommends \$0.5 million
 - ◆ \$84,070 less than Judiciary's original request, \$277,388 less than subsequent request

Case Management System

- Electronic filing for all courts
 - ◆ Computers, servers, software
 - ◆ Increased efficiency for data management
 - ◆ Completion expected in FY 2017
- Governor includes total of \$1.4 million
 - ◆ \$0.4 million from general revenues – overtime expenses related to conversion
 - ◆ \$1.0 million from restricted receipts
 - \$0.5 million less than requested

Court Technology

- Unrelated to Case Management System
- \$3.1 million in FY 2017
 - ◆ Software maint. agreements & IT expenses
 - ◆ Copier replacements, video upgrades, and routers & displays – assumed in enacted
 - ◆ \$43,456 less than enacted
 - \$241,346 more from general revenues, \$308,576 less from restricted receipts

FY 2018 Summary: All Funds

Change to Enacted

<i>Item</i>	<i>Request</i>	<i>Gov. Rec.</i>	<i>Difference</i>
Judicial Appointments	\$1,628,172	\$506,462	(\$1,121,710)
Current Services - Personnel	2,487,610	1,527,443	(960,167)
Current Services - Other	1,725,650	900,480	(825,170)
Capital Projects	5,051,000	1,575,000	(3,476,000)
Case Mgmt. System	(539,000)	(539,000)	-
Jurors' Fees	513,500	500	(513,000)
RI Legal Services	500,000	-	(500,000)
<i>Total</i>	<i>\$11,366,932</i>	<i>\$3,970,885</i>	<i>(\$7,396,047)</i>

FY 2018 Summary: General Revenues Change to Enacted

<i>Item</i>	<i>Request</i>	<i>Gov. Rec.</i>	<i>Difference</i>
Judicial Appointments	\$1,192,761	71,051	(\$1,121,710)
Current Services - Personnel	2,589,797	1,394,490	(1,195,307)
Current Services - Other	532,375	(57,655)	(590,030)
Jurors' Fees	513,500	500	(513,000)
RI Legal Services	500,000	-	(500,000)
<i>Total</i>	\$5,328,433	\$1,408,386	(\$3,920,047)

Judicial Appointments

- Eight new judges were sworn in during Summer of 2016
 - ◆ 1 Superior Court, 2 District Court, 3 Family Court, and 2 Workers' Comp. Court
- Judiciary request includes \$1.6M to fill the 7 vacant judge & magistrate positions in FY 2018
 - ◆ \$1.2 M from gen. rev. – fill court vacancies – 1 Superior, 1 District, and 3 Family

Judicial Appointments

- ◆ \$0.4 million from restricted receipts – fill 2 Workers' Comp. Court vacancies
- Governor's recommendation does not include general revenues for currently vacant judge and magistrate positions
- Gov. includes funding as requested for Workers' Comp. Court

Jurors' Fees

- Judiciary requested increase of \$0.5 million for FY 2018
 - ◆ Assumes legislation will pass increasing jurors' fees from \$15/day to \$35/day
 - ◆ Last increased in 1978
 - ◆ Current bills in both Chambers
 - Senate bill passed in February 2017
- Gov.'s Budget includes \$0.4 million
 - ◆ Does not include requested increase or legislation to change fees

Collections Unit

- Gov. Rec. assumes restricted receipts will be used to establish new Collections Unit in FY 2018
 - ◆ \$0.8 million from indirect cost recoveries on eligible federal grants
 - ◆ Seven-person unit filled within existing staffing authorization; these funds would otherwise be used for other staff or gen. rev. expenses
- Goals include:
 - ◆ Improving enforcement of court judgments
 - ◆ Reducing upward trend of incarceration for failure to appear

RI Coalition Against Domestic Violence

- Governor recommends \$0.2 million from general revenues for FY 2018
 - ◆ Funding for the Coalition to administer Domestic Abuse Court Advocacy Project
 - Project established in RIGL 12-29-7
 - ◆ Consistent with enacted budget and request


RI Legal Services

- Governor recommends \$0.1 million from general revenues for FY 2018
 - ◆ Funding for housing and eviction defense to indigent individuals
 - ◆ Consistent with enacted budget
- Judiciary requested \$590,000
 - ◆ \$0.5 million increase – representation in divorce, custody, and visitation cases
 - ◆ Gov. does not include requested increase

FY 2018 Summary: By Program

<i>Change to Enacted</i>	<i>Gen. Rev.</i>	<i>All Funds</i>
Overhead	\$191,600	\$525,090
Supreme Court	623,397	2,744,040
Superior Court	339,471	378,960
District Court	815,797	724,427
Family Court	(1,033,262)	(895,881)
Traffic Tribunal	450,240	(81,420)
Workers' Comp. Court	-	22,866
Judicial Tenure & Disc.	21,143	3,338
<i>Total</i>	<i>\$1,408,386</i>	<i>\$3,970,885</i>

Overhead Functions



Pay-Go Pensions

- 6 judges still working that are not part of the pension system
 - ◆ All are eligible to retire
- FY 2018 total funding - \$5.9 million
 - ◆ \$5,489 more than enacted, consistent with Judiciary request
 - Updated estimates for newly retired judges

Overhead Functions

- Overhead functions
 - ◆ Law Library
 - ◆ Board of Bar Examiners
 - ◆ Mandatory Continuing Legal Education
 - ◆ Appellate Screening Unit
 - ◆ Disciplinary Board/Counsel
 - ◆ Finance, Budget, & Employee Relations
 - ◆ Facilities & Operations
 - ◆ Planning
 - ◆ Judicial Records Center


Overhead Functions

- \$16.8 million all funds
 - ◆ \$14.7 million general revenues, \$2.1 million restricted receipts
 - ◆ \$0.5 million more than enacted
 - Anticipated staffing and facilities costs
 - ◆ \$0.3 million less than requested
 - Historical spending
 - Statewide savings

FY 2018 Indigent Defense

- \$3.8 million from general revenues
 - ◆ \$18,760 more than enacted
 - ◆ Court appoints legal representation when Public Defender has a conflict of interest
- Actual expenditures
 - ◆ FY 2014 - \$3.6 million
 - ◆ FY 2015 - \$3.9 million
 - ◆ FY 2016 - \$3.9 million

Individual Courts
FY 2018 Recommendation

A blue horizontal brushstroke graphic that tapers to a point on the right side, positioned below the text.

Supreme Court

- Final court of review
- Only constitutionally established court
- \$43.3 million for program
- 5 Judges, 166.2 total positions
 - ◆ 142.7 associated with some degree of overhead
 - ◆ 23.5 strictly for Supreme Court operations

Supreme Court

- \$26.5 million excluding overhead previously noted
 - ◆ \$0.7 million less than requested all funds, \$0.8 million less from general revenues
 - Restricted receipts for personnel – consistent with enacted
 - Reflects filled positions & revised benefit rates

Superior Court

- Jurisdiction over all felony and misdemeanor cases appealed or waived from District Court
- 25 Judges/Magistrates, 164.0 total positions
- \$23.6 million to support operations
- \$0.3 million more than enacted
- \$0.2 million less than requested
 - ◆ Turnover & statewide benefit savings

District Court

- 16 Judges/Magistrates, 94.3 total positions
- \$13.0 million for operations
 - ◆ Small claims
 - ◆ Violations of municipal ordinances & regs.
 - ◆ Misdemeanors when right to jury trial waived
- \$0.8 million more than enacted – staffing costs and shift from other program
- \$0.1 million less than requested – statewide benefit savings

District Court

- Veterans' Court

- ◆ April of 2011

- ◆ “Successfully rehabilitate participants, on a case-by-case basis, by providing the tools and skills necessary to address veterans’ unique challenges to reintegrate successfully into society and to maintain a productive and law abiding lifestyle within the community”

District Court

- Veterans' Court
 - ◆ 4.0 FTEs
 - ◆ 2015 Assembly added new District Court Judge – Veterans' Treatment Calendar
 - Judge position filled in July 2016

Family Court

- Cases involving:
 - ◆ Juveniles
 - ◆ Parental neglect, Paternity issues & Divorces
- 21 Judges/Magistrates, 169.9 total positions
- \$23.4 million for operations
 - ◆ \$1.0 million less than enacted – primarily shift between programs
 - ◆ \$0.1 million less than requested – statewide benefit savings

Traffic Tribunal

- Civil traffic violations
 - ◆ License suspensions
 - ◆ DOT and DEM violations
- 8 Judges/Magistrates, 78.0 total positions
- \$9.5 million from gen. rev. for operations
 - ◆ \$0.4 million more than enacted
 - Personnel – fill vacancies and revised benefit rates
 - ◆ \$0.1 million less than requested
 - Primarily statewide benefit savings

Workers' Compensation Court

- Adjudicates all workers' compensation cases
 - ◆ Including rehabilitation of injured employees
- 10 Judges, 50.0 total positions
- \$8.1 million from restricted receipts for operations - \$0.4 million less than enacted, consistent with request
 - ◆ Fill four positions to support new judges
 - ◆ Reduction to reflect other staffing needs

Judicial Tenure and Discipline

- Judicial Tenure and Discipline Commission
 - ◆ Conducts investigations of judges suspected or charged with misconduct
- 14 member commission serves without compensation
- \$0.1 million – funding essentially as requested for 1.0 position and operations

FY 2018 – 2022 Capital Plan

<i>Project</i>	<i>Status</i>	<i>Cost</i>	<i>Financing</i>	<i>End Date</i>
Garrahy Restoration	New	\$0.5 M	RICAP	FY 2022
Murray Restoration	New	\$0.7 M	RICAP	FY 2022
Licht Chillers Replacement	Revised	\$1.2 M	RICAP	FY 2020
Asset Protection	Revised	\$12.7 M	RICAP	Perpetual

FY 2018 – 2022 Capital Plan

<i>Project</i>	<i>Status</i>	<i>Cost</i>	<i>Financing</i>	<i>End Date</i>
System-wide HVAC	Revised	\$10.3 M	RICAP	FY 2021
Licht Complex Restoration	Revised	\$5.8 M	RICAP	FY 2022
Licht Window /Exterior Rest.	Revised	\$1.3 M	RICAP	FY 2019
Noel Shelled Courtroom	Ongoing	\$10.0 M	RICAP	FY 2018

FY 2018 – 2022 Capital Plan

- New Courtroom Restoration projects
 - ◆ Funding in FY 2021 & FY 2022
 - ◆ \$0.5 million for Garrahy and \$0.7 million for Murray judicial complexes
 - \$0.8 million less than requested for Garrahy courtrooms
 - Funding as requested for Murray courtrooms
 - ◆ Courtroom seating & benches, walls, carpets, and woodwork

*Rhode Island Judiciary
FY 2017 and FY 2018, and
Capital Recommendations*



Staff Presentation to the House
Finance Committee
March 29, 2017